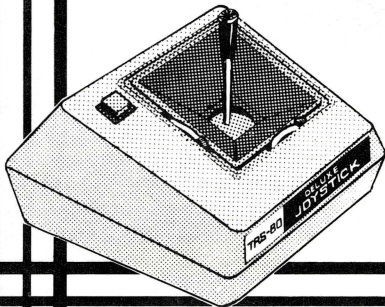


26-3012

TRS-80[®] Color Computer Deluxe Joystick Owner's Manual



Custom Manufactured for Radio Shack
A Division of Tandy Corporation

TERMS AND CONDITIONS OF SALE AND LICENSE OF RADIO SHACK COMPUTER EQUIPMENT AND SOFTWARE
PURCHASED FROM A RADIO SHACK COMPANY-OWNED COMPUTER CENTER, RETAIL STORE OR FROM A
RADIO SHACK FRANCHISEE OR DEALER AT ITS AUTHORIZED LOCATION

LIMITED WARRANTY

I. CUSTOMER OBLIGATIONS

- A. CUSTOMER assumes full responsibility that this Radio Shack computer hardware purchased (the "Equipment"), and any copies of Radio Shack software included with the Equipment or licensed separately (the "Software") meets the specifications, capacity, capabilities, versatility, and other requirements of CUSTOMER.
- B. CUSTOMER assumes full responsibility for the condition and effectiveness of the operating environment in which the Equipment and Software are to function, and for its installation.

II. RADIO SHACK LIMITED WARRANTIES AND CONDITIONS OF SALE

- A. For a period of ninety (90) calendar days from the date of the Radio Shack sales document received upon purchase of the Equipment, RADIO SHACK warrants to the original CUSTOMER that the Equipment and the medium upon which the Software is stored is free from manufacturing defects. THIS WARRANTY IS ONLY APPLICABLE TO PURCHASES OF RADIO SHACK EQUIPMENT BY THE ORIGINAL CUSTOMER FROM RADIO SHACK COMPANY-OWNED COMPUTER CENTERS, RETAIL STORES AND FROM RADIO SHACK FRANCHISEES AND DEALERS AT ITS AUTHORIZED LOCATION. The warranty is void if the Equipment's case or cabinet has been opened, or if the Equipment or Software has been subjected to improper or abnormal use. If a manufacturing defect is discovered during the stated warranty period, the defective Equipment must be returned to a Radio Shack Computer Center, a Radio Shack retail store, participating Radio Shack franchisee or Radio Shack dealer for repair, along with a copy of the sales document or lease agreement. The original CUSTOMER'S sole and exclusive remedy in the event of a defect is limited to the correction of the defect by repair, replacement, or refund of the purchase price, at RADIO SHACK'S election and sole expense. RADIO SHACK has no obligation to replace or repair expendable items.
- B. RADIO SHACK makes no warranty as to the design, capability, capacity, or suitability for use of the Software, except as provided in this paragraph. Software is licensed on an "AS IS" basis, without warranty. The original CUSTOMER'S exclusive remedy, in the event of a Software manufacturing defect, is its repair or replacement within thirty (30) calendar days of the date of the Radio Shack sales document received upon license of the Software. The defective Software shall be returned to a Radio Shack Computer Center, a Radio Shack retail store, participating Radio Shack franchisee or Radio Shack dealer along with the sales document.
- C. Except as provided herein no employee, agent, franchisee, dealer or other person is authorized to give any warranties of any nature on behalf of RADIO SHACK.
- D. Except as provided herein, **RADIO SHACK MAKES NO WARRANTIES, INCLUDING WARRANTIES OF MERCHANTABILITY OR FITNESS FOR A PARTICULAR PURPOSE.**
- E. Some states do not allow limitations on how long an implied warranty lasts, so the above limitation(s) may not apply to CUSTOMER.

III. LIMITATION OF LIABILITY

- A. EXCEPT AS PROVIDED HEREIN, RADIO SHACK SHALL HAVE NO LIABILITY OR RESPONSIBILITY TO CUSTOMER OR ANY OTHER PERSON OR ENTITY WITH RESPECT TO ANY LIABILITY, LOSS OR DAMAGE CAUSED OR ALLEGED TO BE CAUSED DIRECTLY OR INDIRECTLY BY "EQUIPMENT" OR "SOFTWARE" SOLD, LEASED, LICENSED OR FURNISHED BY RADIO SHACK, INCLUDING, BUT NOT LIMITED TO, ANY INTERRUPTION OF SERVICE, LOSS OF BUSINESS OR ANTICIPATORY PROFITS OR CONSEQUENTIAL DAMAGES RESULTING FROM THE USE OR OPERATION OF THE "EQUIPMENT" OR "SOFTWARE"; IN NO EVENT SHALL RADIO SHACK BE LIABLE FOR LOSS OF PROFITS, OR ANY INDIRECT, SPECIAL, OR CONSEQUENTIAL DAMAGES ARISING OUT OF ANY BREACH OF THIS WARRANTY OR IN ANY MANNER ARISING OUT OF OR CONNECTED WITH THE SALE, LEASE, LICENSE, USE OR ANTICIPATED USE OF THE "EQUIPMENT" OR "SOFTWARE".

Continued

NOTWITHSTANDING THE ABOVE LIMITATIONS AND WARRANTIES, RADIO SHACK'S LIABILITY HEREUNDER FOR DAMAGES INCURRED BY CUSTOMER OR OTHERS SHALL NOT EXCEED THE AMOUNT PAID BY CUSTOMER FOR THE PARTICULAR "EQUIPMENT" OR "SOFTWARE" INVOLVED.

- B. RADIO SHACK shall not be liable for any damages caused by delay in delivering or furnishing Equipment and/or Software.
- C. No action arising out of any claimed breach of this Warranty or transactions under this Warranty may be brought more than two (2) years after the cause of action has accrued or more than four (4) years after the date of the Radio Shack sales document for the Equipment or Software, whichever first occurs.
- D. Some states do not allow the limitation or exclusion of incidental or consequential damages, so the above limitation(s) or exclusion(s) may not apply to CUSTOMER.

IV. RADIO SHACK SOFTWARE LICENSE

RADIO SHACK grants to CUSTOMER a non-exclusive, paid-up license to use the RADIO SHACK Software on **one** computer, subject to the following provisions:

- A. Except as otherwise provided in this Software License, applicable copyright laws shall apply to the Software.
- B. Title to the medium on which the Software is recorded (cassette and/or diskette) or stored (ROM) is transferred to CUSTOMER, but not title to the Software.
- C. CUSTOMER may use Software on one host computer and access that Software through one or more terminals if the Software permits this function.
- D. CUSTOMER shall not use, make, manufacture, or reproduce copies of Software except for use on **one** computer and as is specifically provided in this Software License. Customer is expressly prohibited from disassembling the Software.
- E. CUSTOMER is permitted to make additional copies of the Software **only** for backup or archival purposes or if additional copies are required in the operation of **one** computer with the Software, but only to the extent the Software allows a backup copy to be made. However, for TRSDOS Software, CUSTOMER is permitted to make a limited number of additional copies for CUSTOMER'S own use.
- F. CUSTOMER may resell or distribute unmodified copies of the Software provided CUSTOMER has purchased one copy of the Software for each one sold or distributed. The provisions of this Software License shall also be applicable to third parties receiving copies of the Software from CUSTOMER.
- G. All copyright notices shall be retained on all copies of the Software.

V. APPLICABILITY OF WARRANTY

- A. The terms and conditions of this Warranty are applicable as between RADIO SHACK and CUSTOMER to either a sale of the Equipment and/or Software License to CUSTOMER or to a transaction whereby RADIO SHACK sells or conveys such Equipment to a third party for lease to CUSTOMER.
- B. The limitations of liability and Warranty provisions herein shall inure to the benefit of RADIO SHACK, the author, owner and/or licensor of the Software and any manufacturer of the Equipment sold by RADIO SHACK.

VI. STATE LAW RIGHTS

The warranties granted herein give the **original** CUSTOMER specific legal rights, and the **original** CUSTOMER may have other rights which vary from state to state.

TRS-80® Color Computer Deluxe Joystick Owner's Manual

Copyright © 1983, Tandy Corporation, All Rights Reserved.

Reproduction or use without express written permission from Tandy Corporation, of any portion of this manual is prohibited. While reasonable efforts have been taken in the preparation of this manual to assure its accuracy, Tandy Corporation assumes no liability resulting from any errors or omissions in this manual, or from the use of the information obtained herein.

Contents

Introduction	ii
1/ Description of the Color Computer Deluxe Joystick ..	1
2/ Connecting the Color Computer Deluxe Joystick	5
3/ Specifications	7

Introduction

Congratulations for purchasing the **TRS-80® Color Computer Deluxe Joystick** — the Joystick that is specifically designed to increase your screen positioning power while playing games and creating Color Computer graphics. Whether you are having a quiet, but back-stabbing match of Roman Checkers (26-3071), or defending your planet from a nerve-shattering alien blitz with Galactic Attack (26-3066), you'll find this Joystick to be a definite enhancement to your TRS-80 Color Computer system.

The TRS-80 Color Computer Deluxe Joystick features:

- Easy installation — just connect the 5-Pin connector to either JOYSTK Connector at the rear of the Color Computer. If you have two Deluxe Joysticks, connect both of them to the JOYSTK Connectors.
- Separate X and Y axis controls which give you precise screen positioning.
- Selectable “Free-floating” or “Spring Center Return” Control Stick adjustments which let you tailor the stick action to the software you are using.
- Convenient “Fire” button lets you execute game or program functions quickly and efficiently.

1/ Description of the Color Computer Deluxe Joystick

Along with its attractive "high tech" appearance, this Joystick offers features not common to most Joysticks.

The following diagram shows the components of this amazing product.

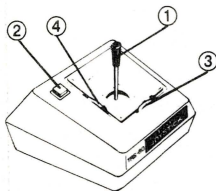


Figure 1. Top view of Deluxe Joystick with Directional Scheme.

- ① **Control Stick.** Move this lever in the direction of your choice. (See Figure 1.)
- ② **Fire Button.** Press this button to fire missiles or initiate a program function.
- ③ **X-Axis Adjustment Switch.** Move this switch to the left or right to adjust your horizontal position as close as possible to the screen's center.
- ④ **Y-Axis Adjustment Switch.** Move this switch up or down to adjust your vertical position as close as possible to the screen's center.

Control Stick Operating Modes

The Control Stick has two modes of operation — “Spring Center Return” and “Free-Floating.”

When you first connect your Deluxe Joystick, it will be in *Spring Center Return* mode — meaning that the Control Stick will automatically return to center position when you release the lever. Also, when you release the lever, the screen position will be at (or near) dead center.

You can make the Control Stick “Free-Floating” for the X, Y, or both Axes. *Free-Floating* means that the Control Stick will remain in its present position when you release the lever.

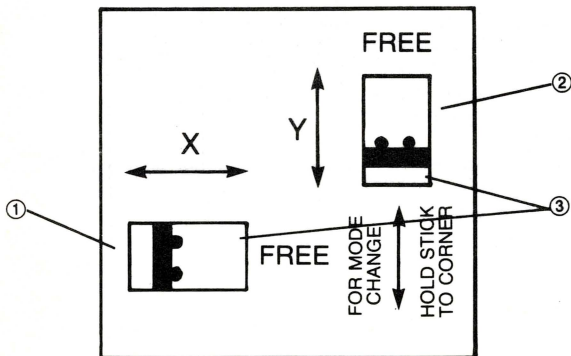


Figure 2. Deluxe Joystick Mode Switches

- ① **X-Axis Mode Switch.** To change the X-Axis mode from *Spring Center Return* to *Free-Floating*, hold the Control Stick at any of the corners. Then, set the switch to **FREE**.

Caution: Do not move the switches to the **FREE** position with the stick in its erect position. Doing so will virtually freeze the lever motion in the straight-up position.

- ② **Y-Axis Mode Switch.** To change the Y-Axis mode from *Spring Center Return* to *Free-Floating*, hold the Control Stick at any extreme corner. Then, set the switch to **FREE**.

- ③ **Changing both Axes.** To change both Axes from *Spring Center Return* to *Free-Floating*, hold the Control Stick at a corner position. Then make sure that both mode switches are set to **FREE**.

To re-engage either or both Axes to Spring Center position, move the mode switch(es) away from the **FREE** position.

2/ Connecting the TRS-80 Color Computer Deluxe Joystick

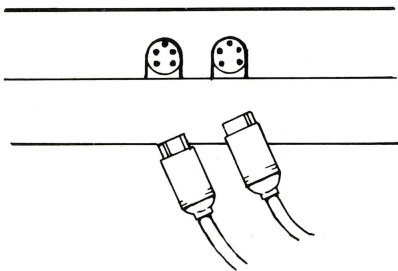


Figure 3. Connecting the Joystick

1. Make sure that your Color Computer and any other connected peripherals are **OFF**.
2. Connect the Joystick's 5-Pin connector to either JOYSTK Connector at the rear of the Color Computer. (Your Program Pak manual will specify either the **RIGHT** or **LEFT JOYSTK** Connector.)
3. Turn the system **ON**.

Adjusting the Electrical Center

The two levers on the control stick housing (located below and to the left of the control stick) allow fine adjustments to the electrical center of your Joystick. Each lever controls a separate axis (X or Y).

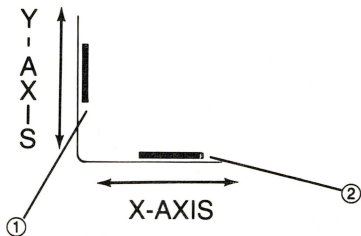


Figure 4. Electrical Center Directions

1. Move this switch up or down to adjust the screen position *vertically*.
2. Move this switch left or right to adjust the screen position *horizontally*.

The Fire Button

Frequently, a program or action game will require that you use a “fire button.” Press the red Fire Button to fire a missile or to start a new game.

3/ Specifications

Dimensions 4" Long × 3.25" High × 4" Deep
(10.16 × 8.25 × 10.16 cms.)

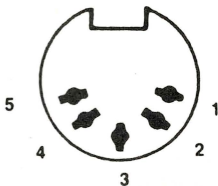
Weight 8 ounces (226.8 grams)

Temperature and Humidity Range
Operating 41°F-104°F (5°C-40°C)
40%-80% Humidity

Storage - 40°F-160°F (- 40°C-71°C)
20%-90% Humidity

Cable Length 5 feet (1.52 Meters)

Joystick Controller Jack Pinouts



1. Comparator Input (Right-Left)
2. Comparator Input (Up-Down)
3. Ground
4. "Fire" button. High when open, Low when closed.
5. Vcc, current-limited +5VDC

SERVICE POLICY

Radio Shack's nationwide network of service facilities provides quick, convenient, and reliable repair services for all of its computer products, in most instances. Warranty service will be performed in accordance with Radio Shack's Limited Warranty. Non-warranty service will be provided at reasonable parts and labor costs.

Because of the sensitivity of computer equipment, and the problems which can result from improper servicing, the following limitations also apply to the services offered by Radio Shack:

1. If any of the warranty seals on any Radio Shack computer products are broken, Radio Shack reserves the right to refuse to service the equipment or to void any remaining warranty on the equipment.
2. If any Radio Shack computer equipment has been modified so that it is not within manufacturer's specifications, including, but not limited to, the installation of any non-Radio Shack parts, components, or replacement boards, then Radio Shack reserves the right to refuse to service the equipment, void any remaining warranty, remove and replace any non-Radio Shack part found in the equipment, and perform whatever modifications are necessary to return the equipment to original factory manufacturer's specifications.
3. The cost for the labor and parts required to return the Radio Shack computer equipment to original manufacturer's specifications will be charged to the customer in addition to the normal repair charge.

RADIO SHACK, A DIVISION OF TANDY CORPORATION

U.S.A.: FORT WORTH, TEXAS 76102
CANADA: BARRIE, ONTARIO L4M 4W5

TANDY CORPORATION

AUSTRALIA

91 KURRAJONG AVENUE
MOUNT DRUITT, N.S.W. 2770

BELGIUM

PARC INDUSTRIEL DE NANINNE
5140 NANINNE

U. K.

BILSTON ROAD WEDNESBURY
WEST MIDLANDS WS10 7JN